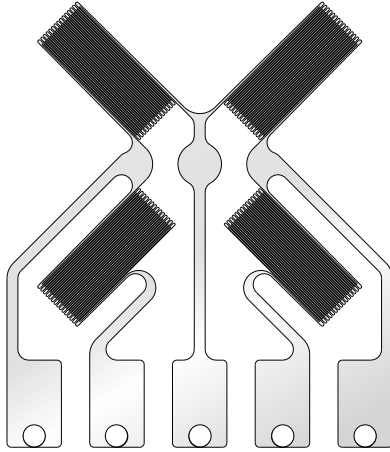
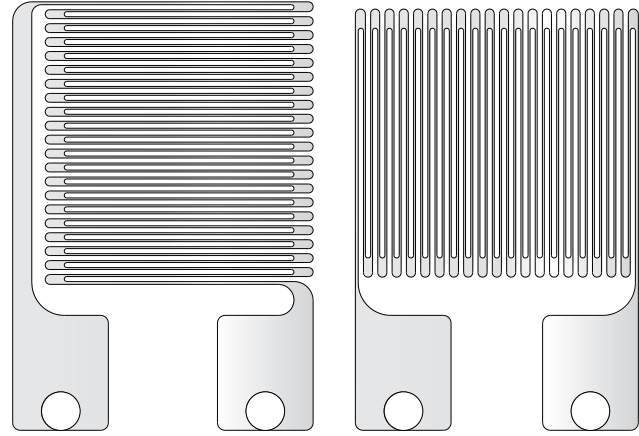


## FT-6-350-4S-11-NOL



## FCB-6W-350-11-NOL



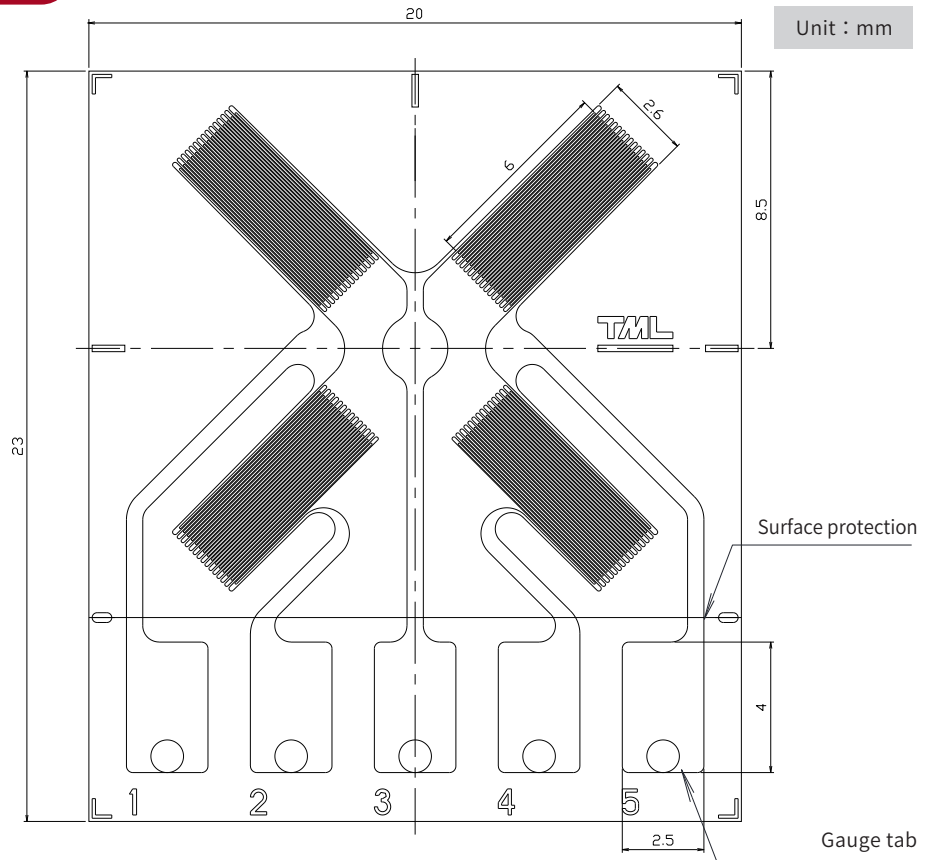
Specifications		FT-6-350-4S-11-NOL	FCB-6W-1000-11-NOL
Gauge pattern		4-element (Shearing strain measurement)	0°/90° 2-axis Plane type
Resistance element	Material	Cu-Ni	
	Length	L6×W2.6mm	L6×W7.4mm
Gauge base	Material	Special plastics	
	Length	L23×W20mm	L14×W18mm
Solder used		Lead-free Solder	
Surface protection		Polyester Film	
Gauge resistance		350±1Ω	
Objective material for measurement		11:Mild steel, 17:Stainless steel, 23:Aluminium [a] indicates material to be temperature compensated	
Operating temperature range		-80~+150°C	
Temperature compensation range		+10~+100°C	
Recommended allowable current		30mA or Less (When the test material to be measured is metal)	
Gauge factor		Approx. 2 Nominal value is listed in "STRAIN GAUGE TEST DATA" (included with product)	
Thermal output		Listed in the "STRAIN GAUGE TEST DATA"(included with the product)	
Temperature coefficient of G.F.		Listed in the "STRAIN GAUGE TEST DATA"(included with the product)	
Strain limit at room temperature		5% (50000μϵ)	
Fatigue life at room temperature		1×10 <sup>6</sup> cycles (Strain of ±1500μϵ at 15Hz)	
Standard accessory		STRAIN GAUGE TEST DATA / Polyethylene sheet	

### Note FT-6-350-4S-11-NOL / FCB-6W-350-11-NOL

- Solder is on the gauge tabs. It can be used for wiring
- The surface is protected except for the gauge tabs
- STRAIN GAUGE TEST DATA, strain limit and fatigue life are based on the 1-gauge 3-wire method
- This gauge complies with the revised RoHS Directive (2011/65/EU, (EU)2015/863)

**FT-6-350-4S-11-NOL** • By connecting the "2" and "4" gauge tabs, a full bridge circuit is formed

## FT-6-350-4S-11-NOL



## FCB-6W-350-11-NOL

